


Survey of Member Agency Water Rates 2000

Prepared by: San Diego County Water Authority
Water Resources Department
April 2001

Carlsbad Municipal Water District
Padre Dam Municipal Water District
Ramona Municipal Water District
Valley Center Municipal Water District
Yuima Municipal Water District
Helix Water District
Vallecitos Water District
San Dieguito Water District
Rincon del Diablo Municipal Water
District
Olivenhain Municipal Water District
Rainbow Municipal Water District
Otay Water District
Fallbrook Public Utility District
Santa Fe Irrigation District
Vista Irrigation District
City of Del Mar
City of Escondido
City of Oceanside
City of Poway
City of San Diego
Sweetwater Authority





Carlsbad Municipal Water District

5950 El Camino Real, Carlsbad CA 92008, (760) 438-2722

General Information

Population Served	70,000
Miles of Main (8 inches and larger)	280
Residential Service Connections	19,515
Agricultural Service Connections	54
Industrial & Commercial Service Connections	1,241
Reclaimed Service Connections	147
Irrigation Service Connections	969
Public/Governmental Service Connections	56
Mutual Support Service Connections	0
Number of Public Wells in service area	0
Capacity of Public Wells (gallons per minute)	0
Number of Treated Storage Reservoirs	Potable 12 Reclaimed 2
Capacity of Treated Storage Reservoirs (million gallons)	Potable 247 Reclaimed 2.5
Number of Untreated Storage Reservoirs	0
Capacity of Untreated Storage Reservoirs (million gallons)	0

Estimated Water Supply

Imported 91.0% Reclaimed: 9.0%

Estimated Water Use

Residential 47.0% Agricultural 5.7% Public & Other 22.2%
Commercial 16.1% Reclaimed: 9.0%

Rate Structure Summary

	<u>Residential</u>	<u>Agricultural</u>	<u>Ind. & Comm.</u>
Unit	Per HCF	Per HCF	Per HCF
Billing Period	Per Month	Per Month	Per Month
Rate Structure	Flat Rate	Flat Rate	Flat Rate

Meter/Service Charge

(shown by billing period)

<u>Size</u>	<u>Residential</u>	<u>Agriculture</u>	<u>Industrial & Commercial</u>
5/8"	\$ 9.25	\$ 9.25	\$ 9.25
3/4"	\$ 11.75	\$ 11.75	\$ 11.75
1"	\$ 16.75	\$ 16.75	\$ 16.75
1 1/2"	\$ 29.25	\$ 29.25	\$ 29.25
2"	\$ 44.25	\$ 44.25	\$ 44.25
3"	\$ 79.50	\$ 79.50	\$ 79.50
4"	\$129.50	\$129.50	\$129.50
6"	\$254.50	\$254.50	\$254.50
8"	\$404.50	\$404.50	\$404.50

Residential Water Rate

Treated Water	\$1.60/HCF
Conservation Rate ¹	\$1.44/HCF

Agricultural Water Rate

Treated Water	\$1.60/HCF
Conservation Rate ¹	\$1.44/HCF
Reclaimed Water	\$1.52/HCF

Industrial and Commercial Water Rate

Treated Water	\$1.60/HCF
Conservation Rate ¹	\$1.44/HCF
Reclaimed Water	\$1.52/HCF

Connection Fee

(Single Family Residential--Does not include cost of meter, installation or SDCWA capacity charge.)

<u>Meter Size</u>	<u>Fee</u>
5/8"	\$2,400.00
3/4"	\$3,420.00
1"	\$5,400.00

Sewer Charges

Single family residential customers' sewer charges are based on a flat rate.
Multi-family residential, industrial and commercial customers' sewer charges are based on water consumption.

Footnotes

1. Conservation rate is based on usage relative to meter size. Usage levels are equal to or less than the following:

<u>Meter size</u>	<u>Usage</u>	<u>Meter size</u>	<u>Usage</u>
5/8"	7 units	3"	79 units
3/4"	10 units	4"	123 units
1"	16 units	6"	228 units
1 1/2"	30 units	8"	336 units
2"	45 units		



City of Del Mar

1050 Camino Del Mar, Del Mar CA 92014, (858) 755-9313

General Information

Population Served	5,365
Miles of Main (8 inches and larger)	15
Residential Service Connections	1,526
Agricultural Service Connections	0
Industrial & Commercial Service Connections	107
Reclaimed Service Connections	0
Irrigation Service Connections	72
Public/Governmental Service Connections	47
Mutual Support Service Connections	1
Number of Public Wells in service area	0
Capacity of Public Wells (gallons per minute)	0
Number of Treated Storage Reservoirs	Potable 4 Reclaimed 0
Capacity of Treated Storage Reservoirs (million gallons)	Potable 4 Reclaimed 0
Number of Untreated Storage Reservoirs	0
Capacity of Untreated Storage Reservoirs (million gallons)	0

Estimated Water Supply

Imported 100.0% Local 0.0%

Estimated Water Use

Residential 58.0% Public & Other 24.0% Commercial 11.0%
Irrigation 7.0%

Rate Structure Summary

	<u>Residential</u>	<u>Commercial</u>
Unit	Per HCF	Per HCF
Billing Period	Per Two Months	Per Two Months
Rate Structure	Block Rate	Flat Rate

Meter/Service Charge

(shown by billing period)

<u>Size</u>	<u>Residential</u>	<u>Commercial</u>
5/8"	\$ 26.62	\$ 26.62
3/4"	\$ 37.14	\$ 37.14
1"	\$ 58.16	\$ 58.16
1 1/2"	\$ 110.72	\$ 110.72
2"	\$ 173.80	\$ 173.80
3"	\$ 341.98	\$ 341.98
4"	\$ 531.20	\$ 531.20
8"	\$ -	\$15,536.00 ¹

Residential Water Rate

Treated Water	0-28 units	\$1.83/HCF
	29-84 units	\$2.29/HCF
	85 and above	\$3.43/HCF

Residential Multi-Unit Water Rate

Treated Water	0-8 units	\$1.83/HCF
	9-20 units	\$2.29/HCF
	21 and above	\$3.43/HCF

Commercial Water Rate

Treated Water	\$2.10/HCF
---------------	------------

Connection Fee

(Single Family Residential--Does not include cost of meter, installation or SDCWA capacity charge.)

<u>Meter Size</u>	<u>Fee</u>
5/8"	\$1,992.00
3/4"	\$2,988.00
1"	\$4,980.00
1 1/2"	\$9,959.00

Sewer Charges

Residential customers' sewer charges are based on water consumption. Commercial customers' sewer charges are based on water consumption and on strength factors.

Footnotes

1. Meter/Service charge for Del Mar fairgrounds



City of Escondido

Utilities Division 201 N. Broadway, Escondido CA 92025, (760) 839-4657

General Information

Population Served	124,000
Miles of Main (8 inches and larger)	354
Residential Service Connections	21,553
Agricultural Service Connections	272
Industrial & Commercial Service Connections	1,565
Reclaimed Service Connections	0
Irrigation Service Connections	459
Public/Governmental Service Connections (Institutional)	97
Mutual Support Service Connections	0
Number of Public Wells in service area	30
Capacity of Public Wells (gallons per minute)	30
Number of Treated Storage Reservoirs	Potable 9 Reclaimed 0
Capacity of Treated Storage Reservoirs (million gallons)	Potable 22.8 Reclaimed 0
Number of Untreated Storage Reservoirs	2
Capacity of Untreated Storage Reservoirs (million gallons)	2,965

Estimated Water Supply

Imported 75.0% Local: Surface 25.0%

Estimated Water Use

Residential 67.0% Agricultural 18.0% Public & Other 3.0%
 Ind & Commercial 11.0% Irrigation 1.0%

Rate Structure Summary

	<u>Residential</u>	<u>Agricultural</u>	<u>Ind. & Comm.</u>
Unit	Per 1000 Gallons	Per 1000 Gallons	Per 1000 Gallons
Billing Period	Per Month	Per Month	Per Month
Rate Structure	Flat Rate	Flat Rate	Flat Rate

Meter/Service Charge

(shown by billing period)

<u>Size</u>	<u>Residential</u>	<u>Agriculture</u>	<u>Industrial & Commercial</u>
5/8"	\$ 9.60	\$ 9.60	\$ 9.60
3/4"	\$ 9.60	\$ 9.60	\$ 9.60
1"	\$ 15.50	\$ 15.50	\$ 15.50
1 1/2"	\$ 30.25	\$ 30.25	\$ 30.25
2"	\$ 47.75	\$ 47.75	\$ 47.75
3"	\$ 95.20	\$ 95.20	\$ 95.20
4"	\$148.35	\$148.35	\$148.35
6"	\$295.50	\$295.50	\$295.50
8"	\$526.65	\$526.65	\$526.65
10"	\$678.70	\$678.70	\$678.70

Residential Water Rate

Treated Water \$1.90/1000 Gallons

Agricultural Water Rate

Treated Water \$1.34/1000 Gallons
 Untreated Water \$1.28/1000 Gallons

Industrial and Commercial Water Rate

Treated Water \$1.90/1000 Gallons

Special Unfiltered

Untreated Water \$1.28/1000 Gallons

Connection Fee

(Single Family Residential--Does not include cost of meter, installation or SDCWA capacity charge.)


\$4,690.00 per EDU¹

Sewer Charges

Residential sewer charges are based on flate rate. Industrial and commercial customers' sewer charges are based on water consumption.

Footnotes

1. An Equivalent Dwelling Unit (EDU) is approximately equal to one Single Family Residence.



Fallbrook Public Utility District

P.O. Box 2290, Fallbrook CA 92088-2290, (760) 728-1125

General Information

Population Served	30,000
Miles of Main (8 inches and larger)	127
Residential Service Connections	6,741
Agricultural and Combined Agricultural/Residential Service Connections	685
Industrial & Commercial Service Connections	568
Reclaimed Service Connections	18
Irrigation Service Connections	0
Public/Governmental Service Connections	39
Mutual Support Service Connections	0
Number of Public Wells in service area	1
Capacity of Public Wells (gallons per minute)	90
Number of Treated Storage Reservoirs	Potable 1 Reclaimed 0
Capacity of Treated Storage Reservoirs (million gallons)	Potable 434 Reclaimed 0
Number of Untreated Storage Reservoirs	0
Capacity of Untreated Storage Reservoirs (million gallons)	0

Estimated Water Supply

Imported _____ 95.5% Local: _____ 0.5% Reclaimed _____ 4.0%

Estimated Water Use

Residential _____ 40.0% Agricultural _____ 47.5% Commercial _____ 7.1%
 Public & Other _____ 1.3% Reclaimed _____ 4.1%

Rate Structure Summary

	<u>Residential</u>	<u>Ag./Gov't.</u>	<u>Ind. & Comm.</u>
Unit	Per 1000 Gallons	Per 1000 Gallons	Per 1000 Gallons
Billing Period	Per Month	Per Month	Per Month
Rate Structure	Block Rate	Flat/Block Rate	Block Rate

Meter/Service Charge

(per month)

<u>Size</u>	<u>Residential</u> ²	<u>Ag./Gov't.</u> ²	<u>Ind. & Comm.</u> ²
3/4"	\$ 16.75	\$ 24.00	\$ 16.75
1"	\$ 23.00	\$ 33.00	\$ 23.00
1 1/2"	\$ 34.50	\$ 49.45	\$ 34.50
2"	\$ 52.35	\$ 75.00	\$ 52.35
3"	\$ 87.95	\$126.00	\$ 87.95
4"	\$138.20	\$194.00	\$138.20
6"	\$251.25	\$354.00	\$251.25

Residential Water Rate

Treated Water	0-10,000 gallons	\$1.77/1000 Gallons
	10,001 and above	\$1.97/1000 Gallons

Residential Multi-Unit Water Rate

Treated Water	0-6,000 gallons per month per unit	\$1.77/1000 Gallons
	6,001 and above per unit	\$1.97/1000 Gallons

Agricultural Water Rate

Certified Interim Agricultural Water Program	\$1.30/1000 Gallons
Reclaimed Water	\$1.25/1000 Gallons

Combined Agricultural and Domestic Water Rate

Treated Water	0-20,000 gallons per month	\$1.87/1000 Gallons
	20,001 and above	\$1.72/1000 Gallons
Interim Agricultural Water Program credit		(\$0.42)/1000 Gallons

Commercial Water Rate

Treated Water	0-10,000 gallons	\$1.77/1000 Gallons
	10,001 and above	\$1.97/1000 Gallons
Reclaimed Water		\$1.25/1000 Gallons

Governmental Water Rate

Treated Water	\$1.72/1000 Gallons
---------------	---------------------

Connection Fee

(Single Family Residential--Does not include cost of meter, installation or SDCWA capacity charge.)

<u>Meter Size</u>	<u>Fee</u>
3/4"	\$2,200.00
1"	\$3,520.00
1 1/2"	\$6,600.00

Sewer Charges

Residential customers' sewer charges are based on a flat rate.
Industrial and commercial customers' sewer charges are based on both a flat rate and water consumption.

Miscellaneous Fees

All customers residing in the Del Luz and Toyon Heights pump zones are assessed a pumping charge of \$0.18 per 1000 gallons.

Footnotes

1. Total includes Government Service Connections.
2. Net monthly charge after discount for early payment.



Helix Water District

Helix Water District

7811 University Ave., La Mesa CA 91941-4927, (619) 466-0585

General Information

Population Served_____	234,166
Miles of Main (8 inches and larger)_____	495
Residential Service Connections_____	49,773
Agricultural Service Connections_____	0
Industrial & Commercial Service Connections_____	3,238
Reclaimed Service Connections_____	0
Irrigation Service Connections_____	378
Public/Governmental Service Connections_____	470
Mutual Support Service Connections_____	0
Number of Public Wells in service area_____	0
Capacity of Public Wells (gallons per minute)_____	0
Number of Treated Storage Reservoirs_____	Potable 24
_____	Reclaimed 0
Capacity of Treated Storage Reservoirs (million gallons)_____	Potable 70
_____	Reclaimed 0
Number of Untreated Storage Reservoirs_____	2
Capacity of Untreated Storage Reservoirs (million gallons)_____	7,020.5

Estimated Water Supply

Imported____93.0% Local____7.0%

Estimated Water Use

Residential_____80.3% Public & Other_____7.3% Ind & Commercial____12.4%

Rate Structure Summary

	<u>Residential</u>	<u>Ind. & Comm.</u>
Unit	Per HCF	Per HCF
Billing Period	Per Two Months	Per Two Months
Rate Structure	Block Rate	Flat Rate

Meter/Service Charge

(shown by billing period)

<u>Size</u>	<u>Residential</u>	<u>Commercial</u>
5/8"	\$ 22.45	\$ 22.45
3/4"	\$ 22.45	\$ 22.45
1"	\$ 49.35	\$ 49.35
1 1/2"	\$ 94.25	\$ 94.25
2"	\$148.15	\$148.15
3"	\$291.80	\$291.80
4"	\$453.40	\$453.40
6"	\$902.20	\$902.20
8"	\$902.20	\$902.20

Residential Water Rate

Treated Water	0-10 units	\$1.45/HCF
	11-30 units	\$1.75/HCF
	31 and above	\$1.99/HCF

Residential Multi-Family Water Rate

Treated Water	\$1.75/HCF
---------------	------------

Industrial and Commercial Water Rate

Treated Water	\$1.75/HCF
---------------	------------

Connection Fee

(Single Family Residential)

None

Sewer Charges

Residential, industrial and commercial customers' sewer charges are not billed through this agency.



City of Oceanside

300 North Coast Highway Bldg. B, Oceanside CA 92054, (760) 966-4857

General Information

Population Served	160,753
Miles of Main (8 inches and larger)	500
Residential Service Connections	36,685
Agricultural Service Connections	108
Industrial & Commercial Service Connections	1,431
Reclaimed Service Connections	1
Irrigation Service Connections	932
Public/Governmental Service Connections	249
Mutual Support Service Connections	0
Number of Public Wells in service area	5
Capacity of Public Wells (gallons per minute)	5,000
Number of Treated Storage Reservoirs	Potable 12 Reclaimed 1
Capacity of Treated Storage Reservoirs (million gallons)	Potable 50.5 Reclaimed 3
Number of Untreated Storage Reservoirs	0
Capacity of Untreated Storage Reservoirs (million gallons)	0

Estimated Water Supply

Imported _____ 93% Local _____ 7 % Reclaimed _____ >1%

Estimated Water Use

Residential _____ 61.1% Agricultural _____ 7.9% Public & Other _____ 3.9%
 Commercial _____ 9.8% Irrigation _____ 17.3% Reclaimed _____ >1%

Rate Structure Summary

	<u>Residential</u>	<u>Agricultural</u>	<u>Commercial</u>
Unit	Per HCF	Per HCF	Per HCF
Billing Period	Per Month	Per Month	Per Month
Rate Structure	Block Rate	Flat Rate	Flat Rate

Meter/Service Charge

(shown by billing period)

<u>Size</u>	<u>Residential</u>	<u>Agriculture</u>	<u>Commercial</u>
5/8"	\$ 11.46	\$ 11.46	\$ 11.46
1"	\$ 25.36	\$ 25.36	\$ 25.36
1 1/2"	\$ 48.52	\$ 48.52	\$ 48.52
2"	\$ 76.32	\$ 76.32	\$ 76.32
3"	\$ 141.18	\$ 141.18	\$ 141.18
4"	\$ 233.83	\$ 233.83	\$ 233.83
6"	\$ 465.46	\$ 465.46	\$ 465.46
8"	\$ 743.41	\$ 743.41	\$ 743.41
10"	\$1,067.70	\$1,067.70	\$1,067.70

Single-Family Residential Water Rate

Treated Water	0-13 units	\$1.46/HCF
	14 and above	\$1.66/HCF

Multi-Family Residential Water Rate

Treated Water	0-7 units	\$1.46/HCF
	8 and above	\$1.66/HCF

Agricultural Water Rate

Treated Water	\$1.52/HCF
Certified Interim Agricultural Water Program	\$1.19/HCF
Reclaimed Water	\$1.04/HCF

Commercial Water Rate

Treated Water	\$1.52/HCF
Reclaimed Water	\$1.04/HCF

Connection Fee

(Single Family Residential--Does not include cost of meter, installation or SDCWA capacity charge.)

<u>Meter Size</u>	<u>Fee</u>
5/8"	\$ 3,098.00
1"	\$ 5,174.00
1 1/2"	\$10,316.00

Sewer Charges

Residential customers' sewer charges are flat rate and based on water consumption. Commercial customers' sewer charges are flat rate, based on water consumption and average strength factors.

Olivenhain MWD

1966 Olivenhain Road, Encinitas CA 92024, (760) 753-6466

General Information

Population Served	45,899
Miles of Main (8 inches and larger)	370
Residential Service Connections	14,938
Agricultural Service Connections	352
Industrial & Commercial Service Connections	351
Reclaimed Service Connections	0
Irrigation Service Connections	481
Public/Governmental Service Connections	28
Mutual Support Service Connections	4
Number of Public Wells in service area	0
Capacity of Public Wells (gallons per minute)	0
Number of Treated Storage Reservoirs	Potable 16 Reclaimed 0
Capacity of Treated Storage Reservoirs (million gallons)	Potable 68.4 Reclaimed 0
Number of Untreated Storage Reservoirs	0
Capacity of Untreated Storage Reservoirs (million gallons)	0

Estimated Water Supply

Imported _____ 100.0% Local _____ 0.0%

Estimated Water Use

Residential _____ 61.0% Industrial & Commercial _____ 6.0%
Agricultural _____ 12.0% Irrigation _____ 20.0% Public & Other _____ 1.0%

Rate Structure Summary

	<u>Residential</u>	<u>Agricultural</u>	<u>Ind. & Comm.</u>
Unit	Per HCF	Per HCF	Per HCF
Billing Period	Per Month	Per Month	Per Month
Rate Structure	Block Rate	Flat Rate	Block Rate

Meter/Service Charge

(shown by billing period)

<u>Size</u>	<u>Residential</u>	<u>Agriculture</u>	<u>Industrial & Commercial</u>
5/8"	\$ 11.29	\$ 11.29	\$ 11.29
3/4"	\$ 15.85	\$ 15.85	\$ 15.85
1"	\$ 29.55	\$ 29.55	\$ 29.55
1 1/2"	\$ 47.82	\$ 47.82	\$ 47.82
2"	\$ 76.74	\$ 76.74	\$ 76.74
2 1/2"	\$ 111.74	\$ 111.74	\$ 111.74
3"	\$ 155.88	\$ 155.88	\$ 155.88
4"	\$ 260.90	\$ 260.90	\$ 260.90
6"	\$ 548.57	\$ 548.57	\$ 548.57
8"	\$ 989.96	\$ 989.96	\$ 989.96
10"	\$1,674.89	\$1,674.89	\$1,674.89

Residential Water Rate

Treated Water	Rate A	\$1.45/HCF (Lifeline ¹ , residential table)
	Rate B	\$1.87/HCF (Base ² , residential table)
	Rate C	\$2.41/HCF (Over Base, residential table)

Residential Units Allotted Per Billing

Meter Size	Winter (Dec-May)		Summer (Jun-Nov)	
	<u>A</u>	<u>B</u>	<u>A</u>	<u>B</u>
5/8"	8	4	8	14
3/4"	8	15	8	39
1"	8	70	8	132
1 1/2"	8	162	8	352
2"	8	232	8	542

Agricultural Water Rate

Treated Water	Rate B	\$1.87/HCF (Base ² , residential table)
Intrim Agricultural Water Program Credit		(\$0.326)/HCF

Combined Agricultural and Domestic Water Rate

Treated Water	0 to 26 units	Residential rate structure applies
	Over 26 units	Agricultural rate structure applies

Industrial and Commercial Water Rate

Treated Water	Rate B	\$1.87/HCF (Base ² , commercial table)
	Rate C	\$2.41/HCF (Over Base, commercial table)

Commercial Units Allotted Per Billing

Meter Size	Winter (Dec-May)		Summer (Jun-Nov)	
	<u>A</u>	<u>B</u>	<u>A</u>	<u>B</u>
5/8"	-	12	-	22
3/4"	-	23	-	47
1"	-	78	-	140
1 1/2"	-	170	-	360
2"	-	240	-	550
3"	-	750	-	1,600
4"	-	1,475	-	5,600
6"	-	3,100	-	11,800
8"	-	5,600	-	21,300

Connection Fee

(Single Family Residential--Does not include cost of meter, installation or SDCWA capacity charge.)

<u>Meter Size</u>	<u>Zone A</u>	<u>Zone B</u>	<u>Zone C</u>	<u>Zone D</u>	<u>Zone E</u>
5/8"	\$ 2,344.00	\$ 2,136.00	\$ 2,136.00	\$ 3,635.00	\$ 2,136.00
3/4"	\$ 3,348.00	\$ 3,052.00	\$ 3,052.00	\$ 5,193.00	\$ 3,052.00
1 "	\$ 6,361.00	\$ 5,799.00	\$ 5,799.00	\$ 9,867.00	\$ 5,799.00

Sewer Charges

Residential, industrial and commercial customers' sewer charges are based on a flat rate.

Footnotes

1. The minimum amount of water needed for human consumption and sanitation.
2. Based upon water use by meter size.



Otay Water District

2554 Sweetwater Springs Blvd, Spring Valley CA 91977, (619) 670-2222

General Information

Population Served_____	118,000
Miles of Main (8 inches and larger)_____	377
Residential Service Connections_____	33,467
Agricultural Service Connections_____	39
Industrial & Commercial Service Connections_____	1,615
Reclaimed Service Connections_____	116
Irrigation Service Connections_____	985
Public/Governmental Service Connections_____	190
Mutual Support Service Connections_____	8
Number of Public Wells in service area_____	0
Capacity of Public Wells (gallons per minute)_____	0
Number of Treated Storage Reservoirs_____	Potable 37
	Reclaimed 2
Capacity of Treated Storage Reservoirs (million gallons)_____	Potable 172
	Reclaimed 28
Number of Untreated Storage Reservoirs_____	0
Capacity of Untreated Storage Reservoirs (million gallons)_____	0

Estimated Water Supply

Imported _____ 97.0% Reclaimed _____ 3.0%

Estimated Water Use

Residential _____ 53.0% Agricultural _____ 1.0% Public & Other _____ 11.0%
 Ind. & Comm. _____ 14.0% Irrigation _____ 17.0% Reclaimed _____ 4.0%

Rate Structure Summary

	<u>Residential</u>	<u>Agricultural</u>	<u>Ind. & Comm.</u>
Unit	Per HCF	Per HCF	Per HCF
Billing Period	Per Month	Per Month	Per Month
Rate Structure	Block Rate	Flat Rate	Flat Rate

Meter/Service Charge

(shown by billing period)

<u>Size</u>	<u>Residential</u>	<u>Agriculture</u>	<u>Industrial & Commercial</u>
5/8"	\$ 10.25	\$ 20.00	\$ 20.00
3/4"	\$ 10.25	\$ 20.00	\$ 20.00
1"	\$ 16.50	\$ 30.80	\$ 30.80
1 1/2"	\$ 32.50	\$ 43.30	\$ 43.30
2"	\$ 54.20	\$ 54.20	\$ 54.20
3"	\$ 87.20	\$ 87.20	\$ 87.20
4"	\$ 99.80	\$ 99.80	\$ 99.80
6"	\$199.50	\$199.50	\$199.50
10"	\$380.80	\$380.80	\$380.80

Residential Water Rate

(At 21 units or above, all units 0-21, are billed at \$1.67/HCF)

Treated Water	0-5 units	\$1.01/HCF
	6-25 units	\$1.67/HCF
	26-35 units	\$1.81/HCF
	36-50 units	\$2.13/HCF
	51 and above	\$2.65/HCF

Agricultural Water Rate

Treated Water	\$1.78/HCF
Certified Interim Agricultural Water Program	\$1.45/HCF

Industrial and Commercial Water Rate

Treated Water	\$1.78/HCF ¹
Reclaimed Water	\$1.51/HCF ²

Connection Fee

(Single Family Residential--Does not include cost of meter, installation or SDCWA capacity charge.)

\$2,906.73 per EDU³

Sewer Charges

Residential customers' sewer charges are based on a flat rate.
Industrial and commercial customers' sewer charges are based on water consumption and average suspended solids.

Miscellaneous Fees

All customers are subject to a pumping charge of \$0.03 per 100 cubic feet of water for each 100 feet of lift or fraction thereof, above a base elevation of 450 feet.

Footnotes

1. Industrial and commercial customers' treated water rate for publicly owned meters is \$1.86/HCF.
2. Reclaimed water use is limited to construction applications and landscape irrigation. For publicly owned meters the reclaimed water rate is \$1.59/HCF.
3. An Equivalent Dwelling Unit (EDU) is approximately equal to one Single Family Residence.

Padre Dam MWD



P.O. Box 719003, Santee CA 92072, (619) 448-3111

General Information

Population Served	133,000 ¹
Miles of Main (8 inches and larger)	340
Residential Service Connections	19,831
Agricultural Service Connections	24
Industrial & Commercial Service Connections	818
Reclaimed Service Connections	141
Irrigation Service Connections	222
Public/Governmental Service Connections	116
Mutual Support Service Connections	7
Number of Public Wells in service area	0
Capacity of Public Wells (gallons per minute)	0
Number of Treated Storage Reservoirs	Potable 26 Reclaimed 1
Capacity of Treated Storage Reservoirs (million gallons)	Potable 104.8 Reclaimed 1.5
Number of Untreated Storage Reservoirs	0
Capacity of Untreated Storage Reservoirs (million gallons)	0

Estimated Water Supply

Imported 96.4% Reclaimed 3.6%

Estimated Water Use

Residential	75.9%	Agricultural	5.1%	Public & Other	3.2%
Commercial	6.7%	Irrigation	5.5%	Reclaimed	3.6%

Rate Structure Summary

	<u>Residential</u>	<u>Agricultural</u>	<u>Ind. & Comm.</u>
Unit	Per 100 Gal./HCF ²	Per 100 Gal./HCF ²	Per 100 Gal./HCF ²
Billing Period	Per Two Months	Per Two Months	Per Two Months
Rate Structure	Block Rate	Flat Rate	Block Rate

Meter/Service Charge

(shown by billing period)

<u>Size</u>	<u>Residential</u>	<u>Agriculture</u>	<u>Industrial & Commercial</u>
5/8"	\$ 18.00	\$ 18.00	\$ 18.00
3/4"	\$ 20.00	\$ 20.00	\$ 20.00
1"	\$ 27.00	\$ 27.00	\$ 27.00
1 1/2"	\$ 43.00	\$ 43.00	\$ 43.00
2"	\$ 61.00	\$ 61.00	\$ 61.00
3"	\$111.00	\$111.00	\$111.00
4"	\$168.00	\$168.00	\$168.00
6"	\$327.00	\$327.00	\$327.00
8"	\$327.00	\$327.00	\$327.00
10"	\$327.00	\$327.00	\$327.00

Western Service Area Residential Water Rate

Treated Water	0-150 units	\$0.2410/100 Gallons
	151-800 units	\$0.2605/100 Gallons
	800 and above	\$0.2866/100 Gallons

Eastern Service Area Residential Water Rate

Treated Water	0-20 units	\$1.6484/HCF
	21-107 units	\$1.7820/HCF
	108 and above	\$1.9602/HCF

Western Service Area Agricultural Water Rate

Treated Water	\$0.2169/100 Gallons
---------------	----------------------

Eastern Service Area Agricultural Water Rate

Treated Water	\$1.4560/HCF
---------------	--------------

Western Service Area Commercial Water Rate (per EDU³)

Treated Water	0-150 units	\$0.2410/100 Gallons
	151-800 units	\$0.2605/100 Gallons
	800 and above	\$0.2866/100 Gallons

Eastern Service Area Commercial Water Rate (per EDU³)

Treated Water	0-20 units	\$1.6484/HCF
	21-107 units	\$1.7820/HCF
	108 and above	\$1.9602/HCF

Connection Fee⁴

(Single Family Residential--Does not include cost of meter, installation or SDCWA capacity charge.)

Western Service Area \$2,811.33 per EDU³

Eastern Service Area \$4,485.93 per EDU³

Sewer Charges

Residential: Western Service Area customers' sewer charges are based on water consumption (\$26.33 minimum to \$68.36 maximum charge). Eastern Service Area customers' sewer charges are not billed through this agency.

Ind. & Comm: Western Service Area customers' sewer charges are based on water consumption (\$26.33 per EDU minimum) and average suspended solids⁵. Eastern Service Area customers' sewer charges are not billed through this agency.

Miscellaneous Fees

Account set-up fee: \$ 10.00
 Residential and commercial customers are subject to a pumping charge, if applicable, at the rates below.

Western Service Area		
Zone	1	\$0.0078/100 Gallons
	2	\$0.0083/100 Gallons
	3	\$0.0191/100 Gallons


Padre Dam Municipal Water District
Water Rate Information *continued*

Eastern Service Area

Zone	1	\$0.0798/HCF
	2	\$0.1597/HCF
	3	\$0.2835/HCF
	4	\$0.3403/HCF
	5	\$0.4218/HCF

Footnotes

1. Agency figure includes both retail and wholesale population served.
2. Padre Dam Municipal Water District has two separate service areas.
Western Service Area bills water in units of 100 Gallons. Eastern Service Area bills water in units of 100 cubic feet (HCF).
3. An Equivalent Dwelling Unit (EDU) is approximately equal to one Single Family Residence.
4. Subject to possible additional pumping charges.
5. Commercial strength levels per 100 gallons:
 - 1 \$0.2870
 - 2 \$0.3007
 - 3 \$0.3361
 - 4 \$0.4253
 - 5 \$0.6813
 - 6 \$0.6959



City of Poway

Public Services Department, P.O. Box 789, Poway CA 92074-0789, (858) 679-4241

General Information

Population Served	48,600
Miles of Main (8 inches and larger)	182
Residential Service Connections	12,178
Agricultural Service Connections	94
Industrial & Commercial Service Connections	534
Reclaimed Service Connections	45
Irrigation Service Connections	263
Public/Governmental Service Connections	165
Mutual Support Service Connections	1
Number of Public Wells in service area	0
Capacity of Public Wells (gallons per minute)	0
Number of Treated Storage Reservoirs	Potable 14 Reclaimed 1
Capacity of Treated Storage Reservoirs (million gallons)	Potable 24.3 Reclaimed 2
Number of Untreated Storage Reservoirs	1
Capacity of Untreated Storage Reservoirs (million gallons)	1,043.2

Estimated Water Supply

Imported _____ 98.3% Reclaimed _____ 1.7%

Estimated Water Use

Residential _____ 71.0% Agricultural _____ 2.0% Public & Other _____ 6.3%
 Ind & Commercial _____ 12.0% Irrigation _____ 7.0% Reclaimed _____ 1.7%

Rate Structure Summary

	<u>Residential</u>	<u>Agricultural</u>	<u>Ind. & Comm.</u>
Unit	Per HCF	HCF/Acre Foot ¹	HCF
Billing Period	Per Two Months	Per Two Months	Per Two Months
Rate Structure	Flat Rate	Flat Rate	Flat Rate

Meter/Service Charge

(shown by billing period)

<u>Size</u>	<u>Residential</u>	<u>Agriculture</u>	<u>Industrial & Commercial</u>
5/8"	\$ 16.80	\$ 16.80	\$ 16.80
3/4"	\$ 16.80	\$ 16.80	\$ 16.80
1"	\$ 31.50	\$ 31.50	\$ 31.50
1 1/2"	\$ 55.95	\$ 55.95	\$ 55.95
2"	\$ 85.35	\$ 85.35	\$ 85.35
3"	\$ 163.65	\$ 163.65	\$ 163.65
4"	\$ 251.80	\$ 251.80	\$ 251.80
6"	\$ 594.50	\$ 594.50	\$ 594.50
8"	\$ 791.00	\$ 791.00	\$ 791.00
10"		\$1,182.33	\$1,182.33

Residential Water Rate

Treated Water \$1.766/HCF

Agricultural Water Rate

Treated Water \$1.4836/HCF
 Untreated Water \$462.30/Acre Foot
 Reclaimed Water \$1.5894/HCF

Industrial and Commercial Water Rate

Treated Water \$1.766/HCF
 Reclaimed Water \$1.5894/HCF

Connection Fee

(Single Family Residential--Does not include cost of meter, installation or SDCWA capacity charge.)

<u>Meter Size</u>	<u>Fee</u>
3/4"	\$ 5,190.00

Sewer Charges

Residential customers' sewer charges are tiered rate based on water consumption. Contact City of Poway, Public Works Department for description of sewer rate structure. Commercial customers' sewer charges are based on water consumption and average strength factors.

Miscellaneous Fees

All water customers residing in six pumping zones pay pumping fees ranging from \$0.0530/HCF to \$0.3670/HCF.

Footnotes

1. For unit conversion, 1 Acre Foot = 435.6 HCF



Rainbow MWD

P.O. Box 2500, Fallbrook CA 92088-2500, (760) 728-1178

General Information

Population Served	17,050
Miles of Main (8 inches and larger)	380
Residential Service Connections	3,544
Agricultural Service Connections	3,112
Industrial & Commercial Service Connections	0
Reclaimed Service Connections	0
Irrigation Service Connections	0
Public/Governmental Service Connections	0
Mutual Support Service Connections	0
Number of Public Wells in service area	0
Capacity of Public Wells (gallons per minute)	0
Number of Treated Storage Reservoirs	Potable 13 Reclaimed 0
Capacity of Treated Storage Reservoirs (million gallons)	Potable 80 Reclaimed 0
Number of Untreated Storage Reservoirs	0
Capacity of Untreated Storage Reservoirs (million gallons)	0

Estimated Water Supply

Imported _____ 100.0% Local _____ 0.0%

Estimated Water Use

Residential _____ 20.0% Agricultural _____ 80.0%

Rate Structure Summary

	<u>Residential</u>	<u>Agricultural</u>	<u>Commercial</u>
Unit	Per HCF	Per HCF	Per HCF
Billing Period	Per Month	Per Month	Per Month
Rate Structure	Flat Rate	Flat Rate	Flat Rate

Meter/Service Charge

(shown by billing period)

<u>Size</u>	<u>Residential</u>	<u>Agriculture</u>	<u>Industrial & Commercial</u>
5/8"	\$ 16.44	\$ 16.44	\$ 16.44
3/4"	\$ 19.66	\$ 19.66	\$ 19.66
1"	\$ 26.27	\$ 26.27	\$ 26.27
1 1/2"	\$ 39.40	\$ 39.40	\$ 39.40
2"	\$ 52.53	\$ 52.53	\$ 52.53
3"	\$ 78.80	\$ 78.80	\$ 78.80
4"	\$105.07	\$105.07	\$105.07
6"	\$157.60	\$157.60	\$157.60

Residential Water Rate

Treated Water \$1.49/HCF

Agricultural Water Rate

Treated Water \$1.49/HCF
 Interim Agricultural Water Program Credit (\$0.315)/HCF

Combined Agricultural and Domestic Water Rate

Treated Water 0-26 units \$1.49/HCF
 27 and above \$1.175/HCF
 Interim Agricultural Water Program Credit (\$0.315)/HCF

Industrial and Commercial Water Rate

Treated Water

\$1.49/HCF

Connection Fee

(Single Family Residential--Does not include cost of meter, installation or SDCWA capacity charge.)

<u>Meter Size</u>	<u>Fee</u>
3/4"	\$1,500.00
1"	\$2,500.00
1 1/2"	\$7,500.00

Sewer Charges

Residential and commercial customers' sewer charges are based on a flat rate per month per equivalent dwelling unit.

Footnotes

1. Subject to possible additional pumping charges



Ramona MWD

105 Earlham Street, Ramona CA 92065-1599, (760) 789-1330

General Information

Population Served	40,000
Miles of Main (8 inches and larger)	207
Residential Service Connections	7,797
Agricultural Service Connections	218
Industrial & Commercial Service Connections	324
Reclaimed Service Connections	1
Irrigation Service Connections	0
Public/Governmental Service Connections	61
Mutual Support Service Connections	0
Number of Public Wells in service area	3
Capacity of Public Wells (gallons per minute)	330
Number of Treated Storage Reservoirs	Potable 14 Reclaimed 0
Capacity of Treated Storage Reservoirs (million gallons)	Potable 26 Reclaimed 0
Number of Untreated Storage Reservoirs	8
Capacity of Untreated Storage Reservoirs (million gallons)	3,953

Estimated Water Supply

Imported 99% Local: 0.5% Reclaimed: 0.5%

Estimated Water Use

Residential 44.9% Agricultural 41.0% Commercial 6.9%
Public/Other 3.5% Irrigation 3.7%

Rate Structure Summary

	<u>Residential</u>	<u>Agricultural</u>	<u>Ind. & Comm.</u>
Unit	Per HCF	Per HCF	Per HCF
Billing Period	One/Two Months ¹	One/Two Months ¹	One/Two Months ¹
Rate Structure	Flat Rate	Flat Rate	Flat Rate

Meter/Service Charge

(shown by monthly billing period)

<u>Size</u>	<u>Residential</u>	<u>Agriculture</u>	<u>Industrial & Commercial</u>
5/8"	\$ 15.48	\$ 15.48	\$ 15.48
3/4"	\$ 15.48	\$ 15.48	\$ 15.48
1"	\$ 30.96	\$ 30.96	\$ 30.96
1 1/2"	\$ 61.92	\$ 61.92	\$ 61.92
2"	\$ 92.88	\$ 92.88	\$ 92.88
3"	\$170.28	\$170.28	\$170.28
4"	\$294.12	\$294.12	\$294.12

Residential Water Rate

Treated Water \$1.99/HCF⁴

Agricultural Water Rate

Treated Water \$1.99/HCF
 Untreated Water \$1.62/HCF
 Reclaimed Water \$1.05/HCF

Industrial and Commercial Water Rate

Treated Water \$1.99/HCF
 Untreated Water \$1.62/HCF
 Reclaimed Water \$1.05/HCF

Connection Fee

(Single Family Residential--Does not include cost of meter, installation or SDCWA capacity charge.)

<u>Meter Size</u>	<u>Fee</u>	<u>Conservation Fee</u>
3/4"	\$ 7,000.00	\$ 750
1"	\$11,669.00	\$1,250
1 1/2"	\$23,331.00	\$2,500

Sewer Charges

Residential, industrial and commercial customers' sewer charges are based on a flat rate per EDU³.

Footnotes

1. Customers with large water use requirements are billed on a monthly basis, all other customers are billed bi-monthly.
2. For unit conversion, 1 Acre Foot = 435.6 HCF
3. An Equivalent Dwelling Unit (EDU) is approximately equal to one Single Family Residence.
4. Customers which consume less than 5 HCF per month are charged at 50% of current Rate.



Rincon Del Diablo MWD

1920 N Iris Lane, Escondido CA 92027, (760) 745-5522

General Information

Population Served	25,600
Miles of Main (8 inches and larger)	128
Residential Service Connections	6,293
Agricultural Service Connections	99
Industrial & Commercial Service Connections	524
Reclaimed Service Connections	0
Irrigation Service Connections	177
Public/Governmental Service Connections	0
Mutual Support Service Connections	0
Number of Public Wells in service area	0
Capacity of Public Wells (gallons per minute)	0
Number of Treated Storage Reservoirs	Potable 10 Reclaimed 0
Capacity of Treated Storage Reservoirs (million gallons)	Potable 25.8 Reclaimed 0
Number of Untreated Storage Reservoirs	0
Capacity of Untreated Storage Reservoirs (million gallons)	0

Estimated Water Supply

Imported _____ 100.0% Local _____ 0.0%

Estimated Water Use

Residential _____ 65.0% Agricultural _____ 13.0% Commercial _____ 12.0%
 Irrigation _____ 10.0%

Rate Structure Summary

	<u>Residential</u>	<u>Agricultural</u>	<u>Ind. & Comm.</u>
Unit	Per 1000 Gallons	Per 1000 Gallons	Per 1000 Gallons
Billing Period	Per Two Months	Per Two Months	Per Two Months
Rate Structure	Block Rate	Block Rate	Block Rate

Meter/Service Charge

(shown by billing period)

<u>Size</u>	<u>Residential</u>	<u>Agriculture</u>	<u>Industrial & Commercial</u>
5/8"	\$ 20.00	\$ 20.00	\$ 20.00
1"	\$ 26.60	\$ 26.60	\$ 26.60
1 1/2"	\$ 50.50	\$ 50.50	\$ 50.50
2"	\$ 79.70	\$ 79.70	\$ 79.70
3"	\$132.80	\$132.80	\$132.80
4"	\$166.00	\$166.00	\$166.00
6"	\$220.40	\$220.40	\$220.40
8"	\$298.80	\$298.80	\$298.80

Residential Water Rate

Summer Usage (May/Jun - Oct/Nov)

Treated Water	0-46 units or up to 100% of 89-90 usage	\$1.91/1000 Gallons
	Above 100% of 89-90 usage	\$2.12/1000 Gallons

Winter Usage (Oct/Nov - May/Jun)

Treated Water	0-30 units or up to 100% of 89-90 usage	\$1.91/1000 Gallons
	Above 100% of 89-90 usage	\$2.12/1000 Gallons

Residential Multi-Unit Water Rate

(Mobile Home Parks)

Summer Usage (May/Jun - Oct/Nov)

Treated Water	0-20 units or up to 100% of 89-90 usage	\$1.91/1000 Gallons
	Above 100% of 89-90 usage	\$2.12/1000 Gallons

Rincon Del Diablo Municipal Water District
Water Rate Information *continued*

Winter Usage (Oct/Nov - May/Jun)

Treated Water	0-14 units or up to 100% of 89-90 usage	\$1.91/1000 Gallons
	Above 100% of 89-90 usage	\$2.12/1000 Gallons

Residential Multi-Unit Water Rate

(Apartments)

Summer/Winter Usage

Treated Water	0-8 units or up to 100% of 89-90 usage	\$1.91/1000 Gallons
	Above 100% of 89-90 usage	\$2.12/1000 Gallons

Agricultural Water Rate

Summer/Winter Usage

Treated Water	Up to 100% of 89-90 usage	\$1.475/1000 Gallons
	Above 100% of 89-90 usage	\$1.685/1000 Gallons
Rates are with interruptible program rebate		

Industrial and Commercial Water Rate

Summer/Winter Usage

Treated Water	0-14 units or up to 100% of 89-90 usage	\$1.91/1000 Gallons
	Above 100% of 89-90 usage	\$2.12/1000 Gallons

Industrial and Commercial Multi-Unit Water Rate

Summer/Winter Usage

Treated Water	0-14 units or up to 100% of 89-90 usage	\$1.91/1000 Gallons
	Above 100% of 89-90 usage	\$2.12/1000 Gallons

Medical Care Facilities Water Rate

Summer/Winter Usage

Treated Water	0 - 7 units per bed or up to 100% of 89-90 usage	\$1.91/1000 Gallons
	Above 100% of 89-90 usage	\$2.12/1000 Gallons

Landscape/Irrigation Water Rate

Summer/Winter Usage

Treated Water	Up to 100% of 89-90 usage	\$1.91/1000 Gallons
	Above 100% of 89-90 usage	\$2.12/1000 Gallons

Construction Water Rate

Summer/Winter Usage

Treated Water	all units, plus any other related charges	\$2.12/1000 Gallons
---------------	---	---------------------

Connection Fee

(Single Family Residential--Does not include cost of meter, installation or SDCWA capacity charge.)

<u>Meter Size</u>	<u>Fee</u>	
	Improvement District 1	Improvement District A
5/8"	\$ 4,640.00	\$ 990.00
1"	\$ 8,810.00	\$1,870.00
1 1/2"	\$17,380.00	\$3,700.00

Sewer Charges

Residential, industrial and commercial customers' sewer charges are not billed through this agency.

Miscellaneous Fees

(All customers are subject to the fees listed below.)

Pumping charge	\$0.29/1000 Gallons
New Account Fee	\$20.00



City of San Diego

Water Department, 600 B Street Suite 1300, San Diego CA 92101, (619) 515-3500

General Information

Population Served	1,277,168
Miles of Main (8 inches and larger)	3,131
Residential Service Connections	238,382
Agricultural Service Connections	5
Industrial & Commercial Service Connections	16,671
Reclaimed Service Connections	176
Irrigation Service Connections	6,770
Public/Governmental Service Connections	0
Mutual Support Service Connections	6
Number of Public Wells in service area	15
Capacity of Public Wells (gallons per minute)	N.R.
Number of Treated Storage Reservoirs	Potable 37 Reclaimed 1
Capacity of Treated Storage Reservoirs (million gallons)	Potable 229 Reclaimed 5
Number of Untreated Storage Reservoirs	9
Capacity of Untreated Storage Reservoirs (million gallons)	135,533

Estimated Water Supply

Imported 65.0% Local: 34.0% Reclaimed 1.0%

Estimated Water Use

Residential 57.0% Agricultural 5.0% Public & Other 10.0%
Ind. & Commercial 13.0% Irrigation 14.0% Reclaimed 1.0%

Rate Structure Summary

	<u>Residential</u>	<u>Agricultural</u>	<u>Ind. & Comm.</u>
Unit	Per HCF	HCF/Acre Foot ¹	HCF/Acre Foot ¹
Billing Period	Per Two Months	Per Month	Per Month
Rate Structure	Block/Flat Rate	Flat Rate	Flat Rate

Meter/Service Charge

(shown per billing period)

<u>Size</u>	<u>Residential</u>	<u>Agriculture</u>	<u>Industrial & Commercial</u>
5/8"	\$ 19.26	\$ 9.63	\$ 9.63
3/4"	\$ 19.26	\$ 9.63	\$ 9.63
1"	\$ 20.46	\$ 10.23	\$ 10.23
1 1/2"	\$ 92.54	\$ 46.27	\$ 46.27
2"	\$ 142.32	\$ 71.16	\$ 71.16
3"	\$ 513.06	\$ 256.53	\$ 256.53
4"	\$ 855.86	\$ 427.93	\$ 427.93
6"	\$ 1,911.86	\$ 955.93	\$ 955.93
8"	\$ 2,573.18	\$ 1,286.59	\$ 1,286.59
10"	\$ 3,448.24	\$ 1,724.12	\$ 1,724.12
12"	\$	\$ 2,395.42	\$ 2,395.42
16"	\$	\$ 3,989.75	\$ 3,989.75

Single Family Residential Water Rate

Treated Water	0-7 units per month	\$1.273/HCF
	7-14 units per month	\$1.623/HCF
	above 14 units per month	\$1.793/HCF

Multi-Family Residential Water Rate

Treated Water	\$1.493/HCF
---------------	-------------

Agricultural Water Rate

Treated Water	\$1.493/HCF
Untreated Water	\$444.00/Acre Foot
Reclaimed Water	\$1.34/HCF

Industrial and Commercial Water Rate

Treated Water	\$1.493/HCF
Untreated Water	\$444.00/Acre Foot
Reclaimed Water	\$1.34/HCF

Connection Fee

(Single Family Residential--Does not include cost of meter, installation or SDCWA capacity charge.)

\$2,500.00 per EDU²

Sewer Charges

Residential customers' sewer charges are based on water consumption during winter months.

Industrial and commercial customers' sewer charges are based on average suspended solids and percent of water returned to sewer.

Footnotes

1. For unit conversion, 1 Acre Foot = 435.6 HCF
2. An Equivalent Dwelling Unit (EDU) is approximately equal to one Single Family Residence.

San Dieguito Water District



505 S. Vulcan Avenue, Encinitas CA 92024-3633, (760) 633-2709

General Information

Population Served_____	35,910
Miles of Main (8 inches and larger)_____	119
Residential Service Connections_____	9,412
Agricultural Service Connections_____	247
Industrial & Commercial Service Connections_____	523
Reclaimed Service Connections_____	7
Irrigation Service Connections_____	193
Public/Governmental Service Connections_____	96
Mutual Support Service Connections_____	7
Number of Public Wells in service area_____	0
Capacity of Public Wells (gallons per minute)_____	0
Number of Treated Storage Reservoirs_____	Potable 3
	Reclaimed 1
Capacity of Treated Storage Reservoirs (million gallons)_____	Potable 15
	Reclaimed 1
Number of Untreated Storage Reservoirs_____	1
Capacity of Untreated Storage Reservoirs (million gallons)_____	495

Estimated Water Supply

Imported _____ 52.0% Local _____ 47.0% Reclaimed _____ 1.0%

Estimated Water Use

Residential _____ 60.0% Agricultural _____ 14.0% Public & Other _____ 3.0%
 Commercial _____ 8.0% Irrigation _____ 14.0% Reclaimed _____ 1.0%

Rate Structure Summary

	<u>Residential</u>	<u>Agricultural</u>	<u>Ind. & Comm.</u>
Unit	Per HCF	Per HCF	Per HCF
Billing Period	Per Two Months	Per Two Months	Per Two Months
Rate Structure	Block Rate	Flat Rate	Flat Rate

Meter/Service Charge

(shown by billing period)

<u>Size</u>	<u>Residential</u>	<u>Agriculture</u>	<u>Industrial & Commercial</u>
5/8"	\$ 18.10	\$ 18.10	\$ 18.10
3/4"	\$ 18.10	\$ 18.10	\$ 18.10
1"	\$ 19.78	\$ 19.78	\$ 19.78
1 1/2"	\$ 24.40	\$ 24.40	\$ 24.40
2"	\$ 30.24	\$ 30.24	\$ 30.24
3"	\$ 45.65	\$ 45.65	\$ 45.65
4"	\$ 68.22	\$ 68.22	\$ 68.22
8"	\$187.05	\$187.05	\$187.05

Single Family Residential Water Rate

Treated Water	0-6 units	\$1.28/HCF
	7-20 units	\$1.44/HCF
	21 and above	\$2.04/HCF

Residential Water Rate

(other than single family)

Treated Water	0-4 units	\$1.28/HCF
	5-12 units	\$1.44/HCF
	13 and above	\$2.04/HCF

Agricultural Water Rate

Treated Water	\$1.47/HCF
Reclaimed Water	\$1.25/HCF

Landscape/Irrigation Water Rate

Treated Water	\$1.94/HCF
Reclaimed Water	\$1.65/HCF

Industrial and Commercial Water Rate

Treated Water	\$1.49/HCF
Reclaimed Water	\$1.27/HCF

Excess Use

Treated Water	\$1.94/HCF
---------------	------------

Construction Meter

Treated Water	\$1.94/HCF
---------------	------------

Connection Fee

(Single Family Residential--Does not include cost of meter, installation or SDCWA capacity charge.)

<u>Meter Size</u>	<u>Fee</u>
3/4"	\$2,000.00
1"	\$3,200.00
1 1/2"	\$6,000.00

Sewer Charges

Residential, industrial and commercial customers' sewer charges are not billed through this agency.



Santa Fe Irrigation District

P.O. Box 409, Rancho Santa Fe CA 92067, (858) 756-2424

General Information

Population Served	20,579
Miles of Main (8 inches and larger)	135
Residential Service Connections	5,784
Agricultural Service Connections	42
Industrial & Commercial Service Connections	317
Reclaimed Service Connections	3
Irrigation Service Connections	165
Public/Governmental Service Connections	30
Mutual Support Service Connections	19
Number of Public Wells in service area	0
Capacity of Public Wells (gallons per minute)	0
Number of Treated Storage Reservoirs	Potable 2 Reclaimed 0
Capacity of Treated Storage Reservoirs (million gallons)	Potable 14 Reclaimed 0
Number of Untreated Storage Reservoirs	1
Capacity of Untreated Storage Reservoirs (million gallons)	134

Estimated Water Supply

Imported 60.1% Local: 39.6% Reclaimed 0.3%

Estimated Water Use

Residential 83.8% Agricultural 1.2% Public & Other 1.4%
Industrial 4.3% Irrigation 9.0% Reclaimed 0.3%

Rate Structure Summary

	<u>Residential</u>	<u>Agricultural</u>	<u>Ind. & Comm.</u>
Unit	Per HCF	Per HCF	Per HCF
Billing Period	Per Two Months	Per Two Months	Per Two Months
Rate Structure	Flat Rate	Block Rate	Flat Rate

Meter/Service Charge

(shown by billing period)

<u>Size</u>	<u>Residential</u>	<u>Agriculture</u>	<u>Industrial & Commercial</u>
5/8"	\$ 16.50	\$ 16.50	\$ 16.50
3/4"	\$ 16.50	\$ 16.50	\$ 16.50
1"	\$ 23.50	\$ 23.50	\$ 23.50
1 1/2"	\$ 36.00	\$ 36.00	\$ 36.00
2"	\$ 54.00	\$ 54.00	\$ 54.00
3"	\$ 80.00	\$ 80.00	\$ 80.00
4"	\$110.00	\$110.00	\$110.00
6"	\$180.00	\$180.00	\$180.00
8"	\$180.00	\$180.00	\$180.00
10"	\$180.00	\$180.00	\$180.00

Residential Water Rate

Treated Water \$1.48/HCF

Agricultural Water Rate

Treated Water 0-52 units \$1.48/HCF
 above 52 units \$1.29/HCF

Industrial and Commercial Water Rate

Treated Water \$1.48/HCF

Surplus (outside district boundaries)

Treated Water \$1.68/HCF
 Agricultural Water \$1.49/HCF

Connection Fee

(Single Family Residential--Does not include cost of meter, installation or SDCWA capacity charge.)

<u>Meter Size</u>	<u>Fee</u>
3/4"	\$2,100.00
1"	\$3,500.00
1 1/2"	\$7,000.00

Sewer Charges

Residential, industrial and commercial customers' sewer charges are not billed through this agency.



Sweetwater Authority

(City of National City & South Bay Irrigation District)

PO Box 2328, Chula Vista CA 91912-2328, (619) 420-1413

General Information

Population Served_____	175,455
Miles of Main (8 inches and larger)_____	221
Residential Service Connections_____	29,522
Agricultural Service Connections_____	11
Industrial & Commercial Service Connections_____	2,858
Reclaimed Service Connections_____	0
Irrigation Service Connections_____	178
Public/Governmental Service Connections_____	523
Mutual Support Service Connections_____	7
Number of Public Wells in service area_____	11
Capacity of Public Wells (gallons per minute)_____	4,020
Number of Treated Storage Reservoirs_____	Potable 26
_____	Reclaimed 0
Capacity of Treated Storage Reservoirs (million gallons)_____	Potable 42.4
_____	Reclaimed 0
Number of Untreated Storage Reservoirs_____	2
Capacity of Untreated Storage Reservoirs (million gallons)_____	17,422

Estimated Water Supply

Imported_____ 44.5% Local: _____ 55.5%

Estimated Water Use

Residential_____ 72.0% Ind & Commercial _____ 20.0% Public & Other _____ 8.0%

Rate Structure Summary

	<u>Residential</u>	<u>Agricultural</u>	<u>Ind. & Comm.</u>
Unit	Per HCF	Per HCF	Per HCF
Billing Period	Per Two Months	Per Two Months	Per Two Months
Rate Structure	Block/Flat Rate	Flat Rate	Flat Rate

Meter/Service Charge

(shown by billing period)

<u>Size</u>	<u>Residential</u>	<u>Agriculture</u>	<u>Industrial & Commercial</u>
5/8"	\$ 19.50	\$ 19.50	\$ 19.50
1"	\$ 45.00	\$ 45.00	\$ 45.00
1 1/2"	\$ 87.50	\$ 87.50	\$ 87.50
2"	\$ 138.50	\$ 138.50	\$ 138.50
3"	\$ 257.50	\$ 257.50	\$ 257.50
4"	\$ 427.50	\$ 427.50	\$ 427.50
6"	\$ 852.50	\$ 852.50	\$ 852.50
8"	\$1362.50	\$1362.50	\$1362.50
10"	\$1362.50	\$1362.50	\$1362.50
12"	\$1362.50	\$1362.50	\$1362.50
16"		\$1362.50	\$1362.50

Single Family Residential Water Rate

(If use is 5 HCF or less, then consumption is billed at \$0.97/HCF)

Treated Water	0-10 HCF	\$1.44/HCF
	11-20 HCF	\$2.04/HCF
	21-30 HCF	\$2.13/HCF
	31-40 HCF	\$2.27/HCF
	41-50 HCF	\$2.33/HCF
	51 HCF and above	\$2.61/HCF

Residential Water Rate

(Other than single family)

Treated Water	\$2.11/HCF
---------------	------------

Agricultural Water Rate

(Base rate after discount - See Sweetwater Authority policy and procedures for rate discount criteria.)

Treated Water	\$1.78/HCF
---------------	------------

Industrial and Commercial Water Rate

Treated Water \$2.11/HCF

Connection Fee

(Single Family Residential--Does not include cost of meter, installation or SDCWA capacity charge.)

\$300.00 per EDU¹

Sewer Charges

Residential, industrial and commercial customers' sewer charges are not billed through this agency.

Footnotes

1. An Equivalent Dwelling Unit (EDU) is approximately equal to one Single Family Residence.



Vallecitos Water District

201 Vallecitos de Oro, San Marcos CA 92069, (760) 744-0460

General Information

Population Served	64,000
Miles of Main (8 inches and larger)	281
Residential Service Connections	13,639
Agricultural Service Connections	197
Industrial & Commercial Service Connections	842
Reclaimed Service Connections	0
Irrigation Service Connections	445
Public/Governmental Service Connections	173
Mutual Support Service Connections	0
Number of Public Wells in service area	0
Capacity of Public Wells (gallons per minute)	0
Number of Treated Storage Reservoirs	Potable 16 Reclaimed 0
Capacity of Treated Storage Reservoirs (million gallons)	Potable 70 Reclaimed 0
Number of Untreated Storage Reservoirs (inactive)	1
Capacity of Untreated Storage Reservoirs (million gallons)	73.3

Estimated Water Supply

Imported _____ 100.0% Local _____ 0.0%

Estimated Water Use

Residential _____ 51.3% Agricultural _____ 16.5% Public & Other _____ 9.8%
 Ind & Commercial _____ 9.4% Irrigation _____ 13.0%

Rate Structure Summary

	<u>Residential</u>	<u>Agricultural</u>	<u>Ind. & Comm.</u>
Unit	Per HCF	Per HCF	Per HCF
Billing Period	Per Month	Per Month	Per Month
Rate Structure	Flat Rate	Flat Rate	Flat Rate

Meter/Service Charge

(shown by billing period)

<u>Size</u>	<u>Residential</u>	<u>Agriculture</u>	<u>Industrial & Commercial</u>
5/8"	\$ 7.05	\$ 7.05	\$ 7.05
3/4"	\$ 10.68	\$ 10.68	\$ 10.68
1"	\$ 17.70	\$ 17.70	\$ 17.70
1 1/2"	\$ 35.25	\$ 35.25	\$ 35.25
2"	\$ 56.40	\$ 56.40	\$ 56.40
3"	\$112.80	\$112.80	\$112.80
4"	\$176.25	\$176.25	\$176.25
6"	\$352.50	\$352.50	\$352.50
10"	\$810.75	\$810.75	\$810.75

Residential Water Rate

Treated Water \$1.53/HCF

Agricultural Water Rate

(certified under MWD's Interim Agricultural Water Program)

Treated Water \$1.19/HCF

Industrial and Commercial Water Rate

Treated Water \$1.53/HCF

Connection Fee

(Single Family Residential--Does not include cost of meter, installation or SDCWA capacity charge.)

<u>Meter Size</u>	<u>Fee</u> ¹
5/8"	\$2,650.00

Sewer Charges

Residential customers' sewer charges are based on a flat rate.
Industrial and commercial customers' sewer charges are based on a flat rate by customer type, or on water consumption.

Miscellaneous Fees

Some customers are subject to pumping zone charges.

Pump Zones	1	\$0.22/HCF
	2	\$0.25/HCF
	3	\$0.43/HCF
	4	\$0.40/HCF
	5	\$0.43/HCF
	6	\$0.30/HCF

Footnotes

1. Standard residential meter size is 5/8". All other are based on demand.



Valley Center MWD

P.O. Box 67, Valley Center CA 92082, (760) 749-1600

General Information

Population Served	23,962
Miles of Main (8 inches and larger)	262
Residential Service Connections	5,315
Agricultural Service Connections	1,726
Industrial & Commercial Service Connections	270
Reclaimed Service Connections	0
Irrigation Service Connections	28
Public/Governmental Service Connections	16
Mutual Support Service Connections	7
Number of Public Wells in service area	0
Capacity of Public Wells (gallons per minute)	0
Number of Treated Storage Reservoirs	Potable 41 Reclaimed 0
Capacity of Treated Storage Reservoirs (million gallons)	Potable 135.4 Reclaimed 0
Number of Untreated Storage Reservoirs	1 ¹
Capacity of Untreated Storage Reservoirs (million gallons)	524.9

Estimated Water Supply

Imported _____ 100.0% Local _____ 0.0%

Estimated Water Use

Residential _____ 14.0% Agricultural _____ 82.6% Commercial _____ 2.5%
 Public/Other _____ 0.3% Irrigation _____ 0.6%

Rate Structure Summary

	<u>Residential</u>	<u>Agricultural</u>	<u>Ind. & Comm.</u>
Unit	Per HCF	Per HCF	Per HCF
Billing Period	Per Month	Per Month	Per Month
Rate Structure	Flat Rate	Flat/Block Rate	Flat Rate

Meter/Service Charge

(shown by billing period)

<u>Size</u>	<u>Residential</u>	<u>Agriculture</u>	<u>Industrial & Commercial</u>
3/4"	\$ 15.75	\$ 15.75	\$ 15.75
1"	\$ 22.00	\$ 22.00	\$ 22.00
1 1/2"	\$ 33.00	\$ 33.00	\$ 33.00
2"	\$ 44.00	\$ 44.00	\$ 44.00
3"	\$ 66.00	\$ 66.00	\$ 66.00
4"	\$ 88.00	\$ 88.00	\$ 88.00
6"	\$132.00	\$132.00	\$132.00
8"	\$176.00	\$176.00	\$176.00

Residential Water Rate

Treated Water \$1.4162/HCF

Agricultural Water Rate

(certified under MWD's Interim Agricultural Water Program)

Treated Water \$1.0769/HCF

Combined Agricultural and Domestic

(certified under MWD's Interim Agricultural Water Program)

Treated Water	0-26 units	\$1.4162/HCF
	above 26 units	\$1.0769/HCF

Industrial and Commercial Water Rate

Treated Water \$1.4162/HCF

Connection Fee

(Single Family Residential--Does not include cost of meter, installation or SDCWA capacity charge.)

<u>Meter Size</u>	<u>Fee</u>
3/4"	\$1,252.00
1"	\$2,128.00
1 1/2"	\$4,132.00

Sewer Charges

Residential, industrial and commercial customers' sewer charges are based on a flat rate per EDU².

Miscellaneous Fees

Transfer Fee	\$10.00
Turn-on Fee	\$20.00
Cut Lock Fee	\$30.00
Non-Payment Turn-on Fee	\$30.00
Annual Back Flow Inpection Fee	\$35.00

All customers are subject to pump zone charges according to the chart below.

Zone	1	\$0.04777/HCF
	2	\$0.09550/HCF
	3	\$0.10596/HCF
	4	\$0.15824/HCF
	5	\$0.23210/HCF
	6	\$0.25890/HCF
	7	\$0.27456/HCF
	8	\$0.31118/HCF
	9	\$0.32232/HCF
	10	\$0.42692/HCF

Footnotes

1. Reservoir is not currently in use, for emergency purposes only.
2. An Equivalent Dwelling Unit (EDU) is approximately equal to one Single Family Residence.



Vista Irrigation District

202 W Connecticut Avenue, Vista CA 92083-3596, (760) 724-8811

General Information

Population Served	112,000
Miles of Main (8 inches and larger)	435
Residential Service Connections	21,988
Agricultural Service Connections	703
Industrial & Commercial Service Connections	1,251
Reclaimed Service Connections	0
Irrigation Service Connections	479
Public/Governmental Service Connections	51
Mutual Support Service Connections	0
Number of Public Wells in service area	24
Capacity of Public Wells (gallons per minute)	6,200
Number of Treated Storage Reservoirs	Potable 14 Reclaimed 0
Capacity of Treated Storage Reservoirs (million gallons)	Potable 48.0 Reclaimed 0
Number of Untreated Storage Reservoirs	1
Capacity of Untreated Storage Reservoirs (million gallons)	16,873

Estimated Water Supply

Imported 75.0% Local: 25.0%

Estimated Water Use

Residential 68.0% Agricultural 10.0% Public & Other 2.0%
Ind & Commercial 11.0% Irrigation 9.0%

Rate Structure Summary

	<u>Residential</u>	<u>Agricultural</u>	<u>Ind. & Comm.</u>
Unit	Per HCF	Per HCF	Per HCF
Billing Period	Per Two Months	Per Month	Per Months
Rate Structure	Flat Rate	Flat Rate	Flat Rate

Meter/Service Charge

(shown by billing period)

<u>Size</u>	<u>Residential</u>	<u>Agriculture</u>	<u>Industrial & Commercial</u>
5/8"	\$ 22.80	\$ 11.40	\$ 11.40
3/4"	\$ 30.00	\$ 15.00	\$ 15.00
1"	\$ 44.40	\$ 22.20	\$ 22.20
1 1/2"	\$ 80.40	\$ 40.20	\$ 40.20
2"	\$ 123.60	\$ 61.80	\$ 61.80
3"	\$ 239.00	\$ 119.50	\$ 119.50
4"	\$ 368.60	\$ 184.30	\$ 184.30
6"	\$ 873.00	\$ 436.50	\$ 436.50
8"	\$1,161.40	\$ 580.70	\$ 580.70
10"	\$1,737.80	\$ 868.90	\$ 868.90

Residential Water Rate

Treated Water \$1.51/HCF

Agricultural Water Rate

Treated Water \$1.20/HCF

Industrial and Commercial Water Rate

Treated Water \$1.51/HCF

Connection Fee

(Single Family Residential--Does not include cost of meter, installation or SDCWA capacity charge.)

<u>Meter Size</u>	<u>Fee</u>
3/4"	\$1,142.00
1"	\$1,824.00
1 1/2"	\$3,407.00

Sewer Charges

Residential, industrial and commercial customers' sewer charges are not billed through this agency.



Yuima MWD

P.O. Box 177, Pauma Valley CA 92061, (760) 742-3704

General Information

Population Served	1,870
Miles of Main (8 inches and larger)	30.8
Residential Service Connections	69
Agricultural Service Connections	27
Industrial & Commercial Service Connections	0
Reclaimed Service Connections	0
Irrigation Service Connections	0
Public/Governmental Service Connections	0
Mutual Support Service Connections	0
Number of Public Wells in service area	12
Capacity of Public Wells (gallons per minute)	3,600
Number of Treated Storage Reservoirs	Potable 9 Reclaimed 0
Capacity of Treated Storage Reservoirs (million gallons)	Potable 15.3 Reclaimed 0
Number of Untreated Storage Reservoirs	2
Capacity of Untreated Storage Reservoirs (million gallons)	2.87

Estimated Water Supply

Imported 40.0% Local: Groundwater 60.0%

Estimated Water Use

Residential 2.0% Agricultural 98.0%

Rate Structure Summary

	<u>Residential</u>	<u>Agricultural</u>	<u>Ind. & Comm.</u>
Unit	Per HCF	Per HCF	Per HCF
Billing Period	Per Month	Per Month	Per Month
Rate Structure	Flat Rate	Flat Rate	Flat Rate

Meter/Service Charge

(shown by billing period)

<u>Size</u>	<u>Residential</u>	<u>Agriculture</u>	<u>Fire Service</u>
5/8"	\$ 15.00	\$ 15.00	\$ 7.50
3/4"	\$ 15.00	\$ 15.00	
1"	\$ 22.50	\$ 22.50	\$ 11.25
1 1/2"	\$ 38.00	\$ 38.00	
2"	\$ 55.75	\$ 55.75	
3"	\$ 99.00	\$ 99.00	
4"	\$144.00	\$144.00	\$ 72.00
6"	\$235.00	\$235.00	
8"	\$360.00	\$360.00	\$180.00

General District Residential Water Rate

Treated Water \$1.15672/HCF

Improvement District A Residential Water Rate

Treated Water \$0.68503/HCF

General District Agricultural Water Rate

Treated Water \$0.98799/HCF

Improvement District Agricultural Water Rate

Treated Water \$0.75066/HCF

General District Industrial and Commercial Water Rate

Treated Water \$0.98799/HCF

Improvement District A Industrial and Commercial Water Rate

Treated Water \$0.75066/HCF

Connection Fee

(Single Family Residential--Does not include cost of meter, installation or SDCWA capacity charge.)

<u>Meter Size</u>	<u>Fee</u>
5/8"	\$2,000.00
3/4"	\$2,000.00
1"	\$3,200.00

Sewer Charges

Residential, industrial and commercial customers' sewer charges are not billed through this agency.

Miscellaneous Fees

General District customers are subject to a pumping charge of \$0.103650/HCF.

Improvement District A customers are subject to pumping charges according to the zone structure below.

Zone 1	\$0.094742/HCF
2	\$0.212603/HCF
3	\$0.360284/HCF
4	\$0.456473/HCF